

USER MANUAL



IV stand collapsible, VIOLETTA

For models
N1-080-3500
N1-080-3500-2

NOTE!

The operator must read the user manual carefully BEFORE the product is used, to avoid unnecessary risks to the patient and operator.

TABLE OF CONTENTS

Foreword

Warranty

Important information

1. Function Description

1.1 General description

2. Operation

2.1 Set-up

2.2 The handle

2.3 Extra hooks

2.4 Height adjustments

2.5 To walk with the IV stand

3. Maintenance & Cleaning

3.1 Routine checks

3.2 Cleaning

3.3 Lubrication

4. Technical specification

4.1 Dimensions

4.2 Labels on the product

5. EU-Declaration of Conformity

6. Contact details

FOREWORD

Welcome as the owner of a product manufactured for Tarsus by Sjöbloms Sjukvårdsutrustning AB. We hope that you will be pleased and satisfied with our quality product.

If a problem should arise with this or any of our products, you are always welcome to contact us, and our service department will assist you with the expertise needed to solve the problem.

The user manual contains all the information needed to use, maintain and service the product. The document is continuously updated as the products are modified. Therefore we reserve against possible changes in the user manual.

WARRANTY

Sjöbloms provides a two-year warranty for material, design and manufacturing defects, provided the products are not subjected to tampering or excessive wear. For the guarantee to apply, the product must have been used in accordance with the user manual, and the maintenance performed as specified.

IMPORTANT INFORMATION

This product is intended for professional medical use. The user manual should be read carefully before using the product, to avoid unnecessary risks for the patient and operator.

The user manual contains warnings where there is a risk of personal injury, which should be noted. Improper handling can be fatal.

A warning triangle is shown where particularly important information can be found.



Warning Triangle

FUNCTIONAL DESCRIPTION

This product is meant for professional use in health care.

It is designed to be a functional and user-friendly tool for the operator and patient.



Note that the product must only be used by competent health professionals who read the user manual, for correct handling.

General description

Aluminum IV stand. Five-footed, 75 mm castors.

The IV stand has two hooks, with extra hooks as accessory. It's available with or without a removable handle.

2. OPERATION

2.1 Set-up

The IV stand is mounted at arrival, with the exception of handle or extra hooks (optional). To set up the stand, do as follows:



Hold the red tube with one hand and the black section at the foot with the other.



Press the foot down to open the foot. Always press AWAY from your body to avoid the stand's leg to hit your body.

When collapsing, do the opposite.



NOTE!

Pinching risk and injury risk of being hit by one of the IV stand's leg when pressing the foot downwards.

2.2 The handle



Open the knob. Place the lock as shown.



Place the screw as shown.
Tighten.



2.3 Extra hooks



Remove the nuts and lift off one half of the attachment as shown.



Mount the attachment as shown. Choose height of the extra hooks.

2.4 Height adjustment



The IV stand is height-adjusted manually by releasing and tightening one of the black knobs.

Adjust the stand to proper height and tighten the knob.



NOTE! When tightening the knob, remember to not tighten the knob too hard. This may cause damage to the aluminum rod.

Inside the knob attachment is a metal ring that squeezes onto the rod and thereby lock the height. If one tighten too much, the ring may get damaged, it may become dented. The dent may scratch and damage the IV stand.

2.5 To walk with the IV stand



NOTE!

If the IV stand is being used in an environment where there are doorsteps, and the patient is up walking, be aware so that he/she doesn't bump into doorsteps or similar and the drip needle is pulled out from the body.

3. MAINTENANCE & CLEANING

3.1 Routine check-ups

Routine check-ups should be made to ensure proper functionality.



Important!

Failure to perform the following routine can cause the patient and/or operator to be exposed to unnecessary risks and the couch may have a reduced life expectancy. Please check all functions and parts on a regular basis.

Check the following:

- Any unusual sounds.
- Castor and castor locking functions.
- The handle's lock
- Bolts and nuts

3.2 Cleaning

No particular restrictions.

4. TECHNICAL SPECIFICATIONS

4.1 Dimensions

Minimum height 85 cm

Maximum height 215 cm

Weight

The stand: 3,5 kg.

Handle: 245 g.

Max working load

VIOLETTA 3-sectioned

5 kg drip bags + 5 kg pump. Since the pump only may be mounted onto the thickest part of the middle tube (where the handle otherwise is mounted), only one pump may be mounted onto a 3-sectioned stand today. An adaptor is being developed for mounting of 2 pumps – still max 5 kg total.

VIOLETTA 2-sectioned

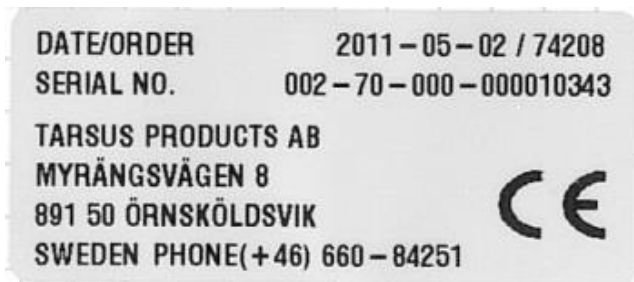
5 kg drip bags + 5 kg pump. The 2-pump adaptor mentioned above will fit also this stand.

To mount a pump, you need detail FAP3000153S, which is a protective aluminum plate to avoid damages to the stand tube.

Castors

75 mm.

4.5 Labels on the product



The CE label contains the date, order number, serial number and our contact information.

5. EU-DECLARATION OF CONFORMITY

according to MDD 2007/42/EC including Appendix
and according to CE-marking Directive 93/68/EEC

Type of equipment: IV stand

Manufacturer: Sjöbloms Sjukvårdsutrustning AB

Trademark: Tarsus

Model: N1-080-3500 Product reg nr. 79225

Model: N1-080-3500-2 Product reg nr. 142905

The appendix contains documents that have been applied for verification of compliance.

Manufacturer

Sjöbloms Medical Equipment AB

Myrängsvägen 8

S-891 50 ÖRNSKÖLDSVIK, SWEDEN

Sjöbloms Sjukvårdsutrustning AB ensures that the above products are in accordance with the EU Council MDD 93/42/EEC, as well as the Swedish legislation in force (1993:584) on medical devices and the regulations issued by Medical Products Agency (LVFS 2003:11).

Örnsköldsvik 2016-05-20



Karl-Gunnar Sjöblom

Production manager

6. CONTACT INFORMATION

TARSUS

Myrängsvägen 8
891 50 Örnsköldsvik
Sweden

Tel: +46 660 105 80

Fax: +46 660 180 00

E-mail: info@tarsus.se

Web page: www.tarsus.eu